



Q2 2022 Industry Overview

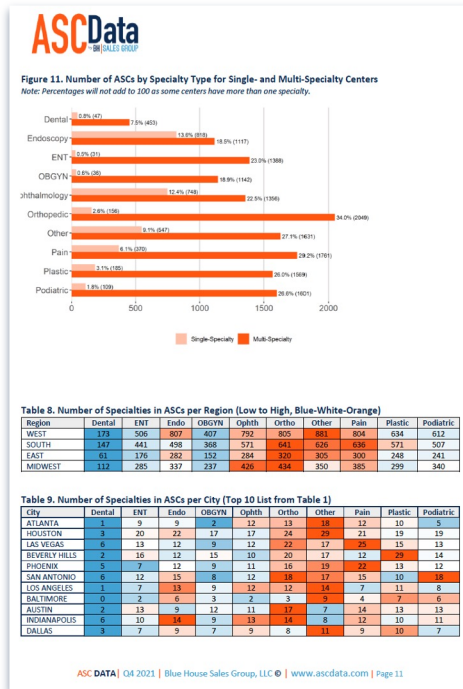
What Is an ASC?

Ambulatory Surgery Centers (ASCs) are highly regulated health care facilities that provide outpatient surgery and preventive care.

ASCs meet extensive state and federal requirements and are reviewed regularly to ensure safety and quality.

More than 80% of surgeries are now performed in an outpatient setting.

Key Stats From The Q2 2022 Data Set



Number of Medicare-Certified ASCs in the US: 6,087 (+26)

Total Number of ORs in ASCs across the US: 18,739 (+156)

Number of Single Specialty ASCs: 3,082 (50.6%)

Number of Multi-Specialty ASCs: 2,991 (+14)

Average Number of ORs in Multi-Specialty ASCs: 3.86 (↑)

Average Number of ORs in a Single Specialty ASCs: 2.32

Overall Average Number of ORs per ASC: 3.08 (↑)

Additionally, 64 ASCs reported changes to their offered specialties and our Q4 supplemental dataset includes 44 new ASCs that have opened and achieved Medicare-certification in 2021. This brings the total number of newly certified centers to 214 for 2021; 108 of these ASCs were opened in 2021.

Understanding the ASC market.

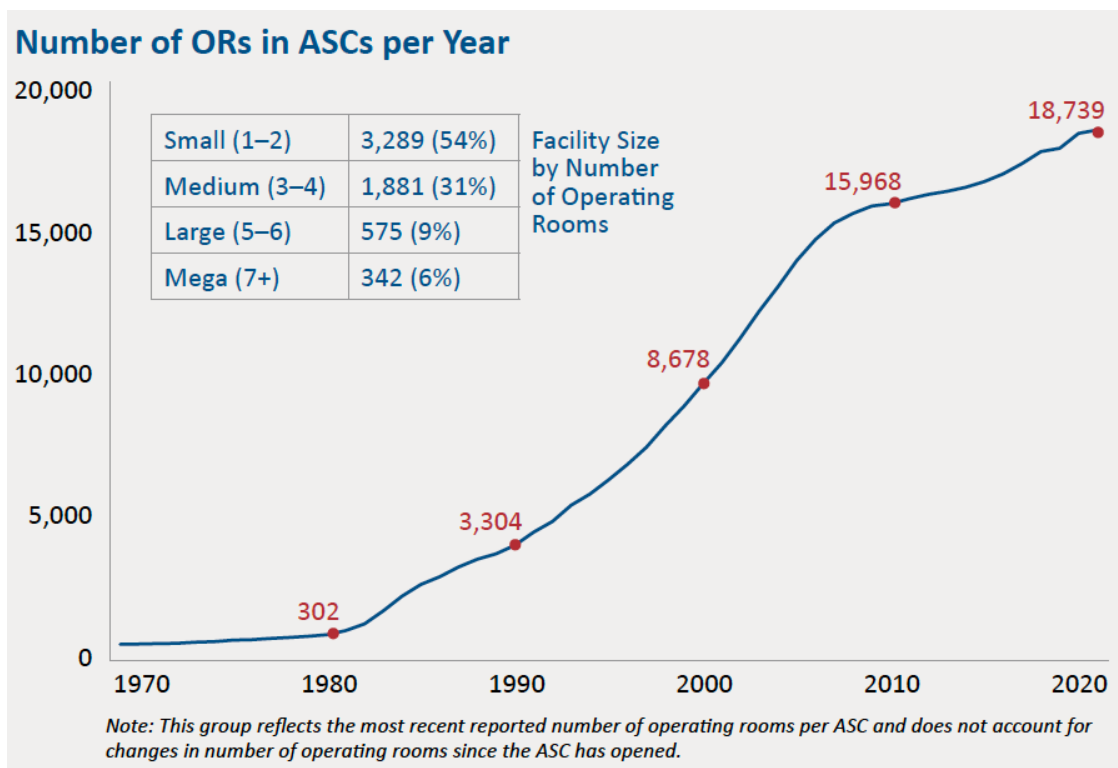
ASCs provide excellent value through high-quality outcomes and lower cost care. For many health care procedures, ASCs are the right choice for the right patients at the right price. **More than 80% of surgeries are now performed in an outpatient setting.** ASCs have led innovations that have transformed outpatient surgery. New technology and techniques have made outpatient surgery safer and more comfortable.

As America's baby boomers age, there is increasing demand for the services ASCs provide. More than 49 million people, or 15% of the U.S. population, are now 65 or older. The share of Americans 65 and older will grow to 24% of the overall population by 2060.

ASCs reduce expenses for patients, insurers and Medicare:
\$42.2 billion one-year savings in health care spending
created by patients choosing ASCs
\$4.2 billion annual Medicare savings created by patients
choosing ASCs

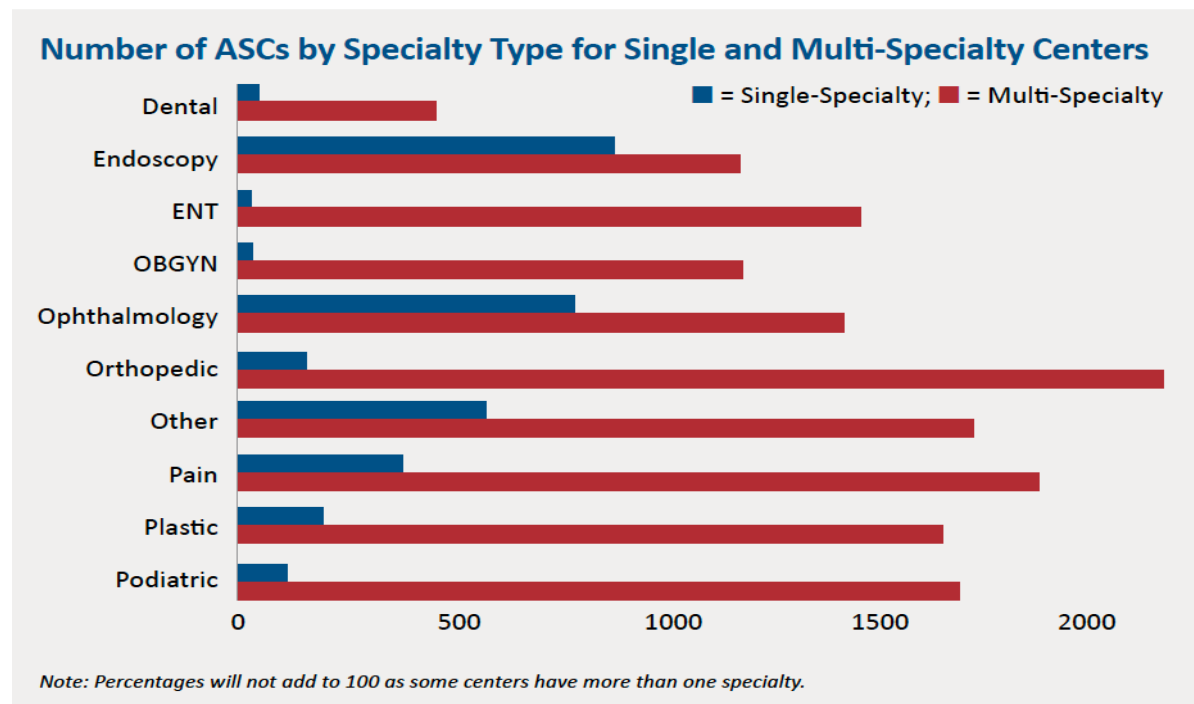
How big is the ASC market?

6,087 ASCs
add more than
18,739 ORs to
the US
healthcare
market.



What does the specialty make-up, per ASC type, look like?

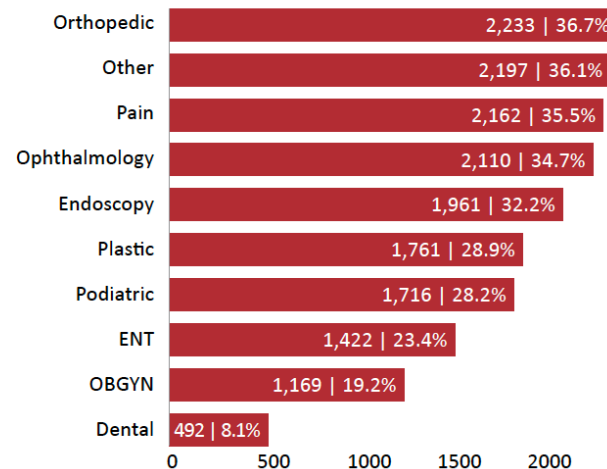
The average number of ORs per ASC is 3.08!



What type of procedures are performed at an ASC?

50.6% of all ASCs perform surgeries within one surgical specialty.

Number of ASCs by Specialty Type



Note: Percentages will not add to 100 as some centers have more than one specialty.

Top 3 Specialty Combinations per Total Number of Specialties Offered

Two Specialties	
Orthopedic Pain	17%
Ophthalmologic Plastic	12%
Endoscopy Other	10%
Three Specialties	
Orthopedic Pain Podiatric	19%
Orthopedic Other Pain	16%
Orthopedic Pain Plastic	4%
Four Specialties	
Orthopedic Other Pain Podiatric	11%
Orthopedic Pain Plastic Podiatric	6%
ENT Orthopedic Pain Podiatric	6%
Five Specialties	
Orthopedic Other Pain Plastic Podiatric	6%
ENT Orthopedic Other Pain Podiatric	5%
ENT Orthopedic Pain Plastic Podiatric	4%

Note: "Other" typically represents General Surgery, Cardiology, Trauma, Neurosurgery, Vascular, Urology, and Pediatrics.

Questions?

Contact us today at info@ascdata.com
